

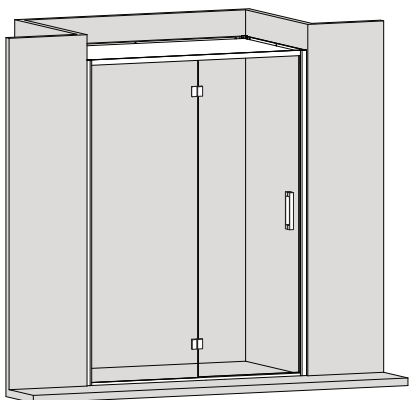
# GEMINI 8 SWING

- WITHOUT LOWER PROFILE
- NICHE

# TECHNICAL DATA SHEET




## VERSION LH




- (67 - 69)
- (77 - 79)
- (87 - 89)
- (97 - 99)
- (107 - 109)
- (117 - 119)
- (127 - 129)
- (137 - 139)
- (147 - 149)
- (157 - 159)
- (167 - 169)
- (177 - 179)
- (187 - 189)

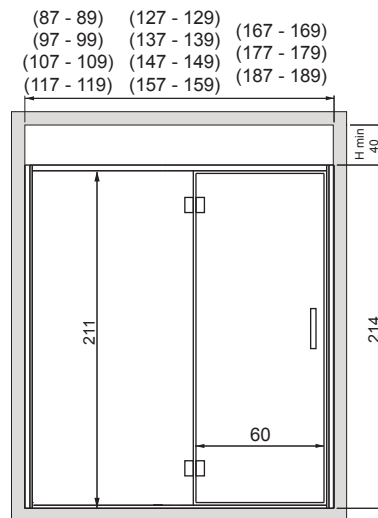
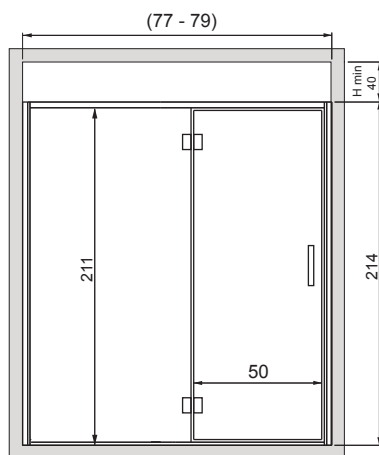
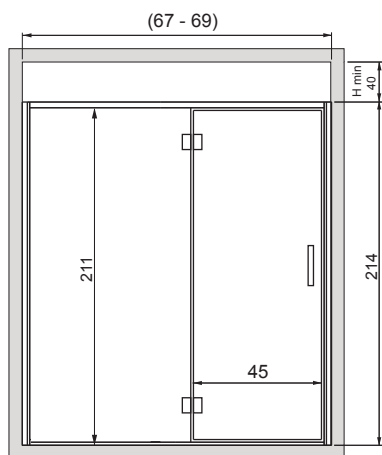
## VERSION LH



## VERSION RH

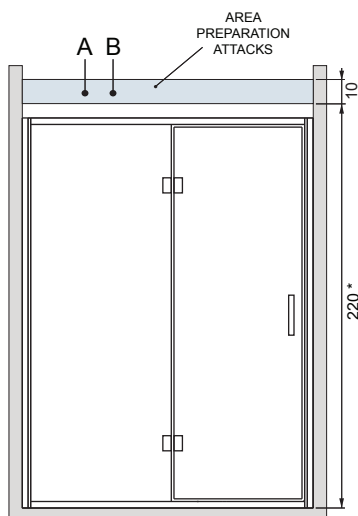


- (67 - 69)
- (77 - 79)
- (87 - 89)
- (97 - 99)
- (107 - 109)
- (117 - 119)
- (127 - 129)
- (137 - 139)
- (147 - 149)
- (157 - 159)
- (167 - 169)
- (177 - 179)
- (187 - 189)



- The overall dimension values are expressed in centimeters, the actual dimensions may vary by  $\pm 0.5$  cm.
- Install once floors and walls have been finished and the shower tray has been installed.
- Make sure that the pipes do not pass where the mounting holes have to be made.

## ELECTRIC AND HYDRAULIC PRECAUTIONS



### LEGEND:

**A** - Mixing water outlet.

Prepared to be done in the presence of the shower accessory.

**B** - Tube outlet for chromotherapy feeding ( $\varnothing 20$ mm).

Prepare to be made in the presence of the 30x30 shower head with chromotherapy;

- Attacks A and B not to be considered in the presence of the G-Steam column.

### ATTENTION:

Gemini Box with RIGENERA column or G-STEAM see its technical datasheet for attack predisposition.

- \* The floor units for the connection of hot and cold water vary with the height of the shower tray.

**WARNING:** In case of non-observance, even partial, of safety conditions, both the guarantee and the liability of the manufacturer for any direct or indirect damage caused by the product. The loss of warranty, in the aforementioned hypothesis, will have the effect of replacing only pieces that will be recognized defective, without covering labor costs resulting from the removal of the product.