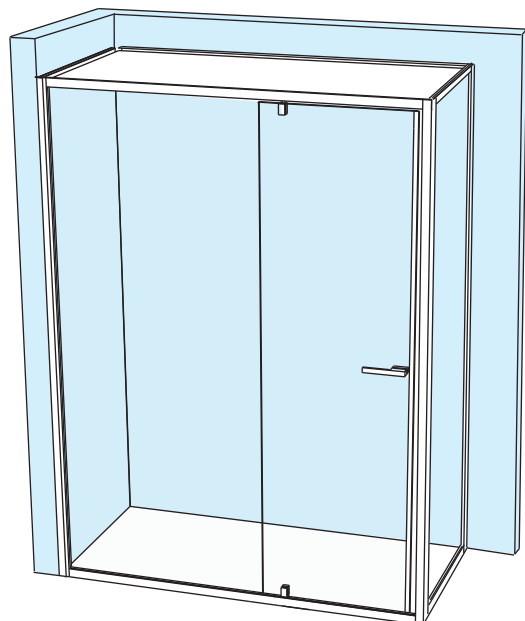


# GEMINI 5 FRONT DOOR CORNER

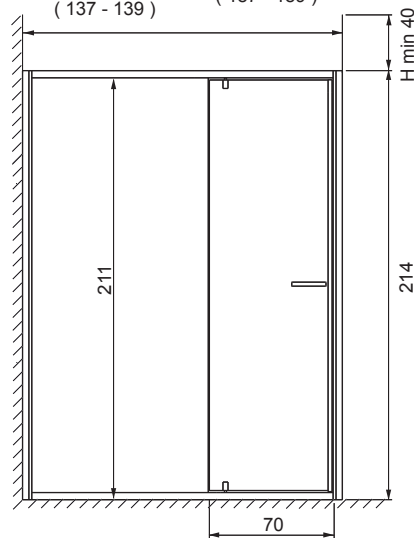
# Technical data sheet



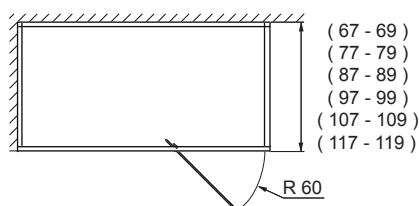
LT VERSION



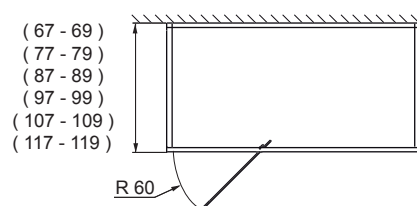
( 87 - 89 ) ( 147 - 149 )  
 ( 97 - 99 ) ( 157 - 159 )  
 ( 107 - 109 ) ( 167 - 169 )  
 ( 117 - 119 ) ( 177 - 179 )  
 ( 127 - 129 ) ( 187 - 189 )  
 ( 137 - 139 )



LT VERSION

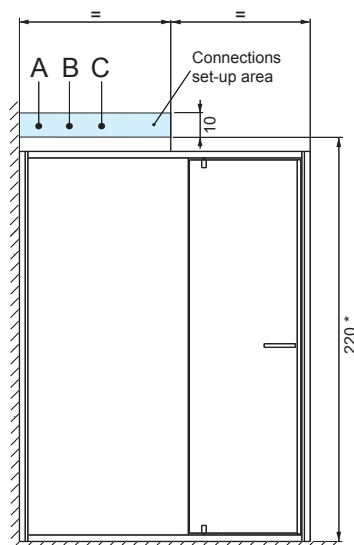


RT VERSION



- The overall dimension values are expressed in centimeters, the actual dimensions may vary by  $\pm 0.5$  cm.
- Install once floors and walls have been finished and the shower tray has been installed.
- Make sure that the pipes do not pass where the mounting holes have to be made.

## ELECTRICAL AND PLUMBING PROVISIONS



### KEY:

- A** - Mixed water outlet;
- B** - Cromotherapy supply tube outlet (d=20mm);
- C** - 220 Volt - 50 Hz power outlet.

### ACCESSORIES:

GEMINI STALL with **26 x 26 INTEGRATED SHOWER HEAD** accessory: complete with mixed water outlet. HAFRO PRICE LIST CODE. 0RBH3N0 : (A)

GEMINI STALL with **30 x 30 CROMOTHERAPY SHOWERHEAD** accessory: complete with d=20mm connection pipe encased between the column and the dedicated connections set-up area (see the respective RIGENERA column technical data sheet). HAFRO PRICE LIST CODE. 0CSA1 N0-0CSA2N0 : (A - B)

GEMINI STALL with **30 x 30 STEEL CROMOTHERAPY SHOWER HEAD AND REMOTE CONTROL** accessory: complete with mixed water and power outlets. HAFRO PRICE LIST CODE. 0CSA3N0 : (A - C)

\* The height from the ground for connection to hot and cold water varies according to the height from the shower tray.

**WARNING:** if the conditions indicated are not observed, the safety of the stall may be compromised: in this case, the product guarantee and the manufacturer's responsibility for any direct or indirect damage caused by the product shall be void. When the guarantee is voided, for the above-mentioned reason, only parts recognised as being defective will be replaced and costs relating to the labour necessary for product removal will not be covered.